

# MapeLevel Easy System

Tile Lippage-Control, Edge-Leveling System Using Caps and Threaded Spacers



FOR PROFESSIONAL USE ONLY.

## DESCRIPTION

*MapeLevel™ Easy System* offers combinations of caps and threaded spacers for lippage control in ceramic and stone tile installations from 1/8" to 3/4" (3 to 21 mm) in thickness. *MapeLevel Easy System* can eliminate the effects caused by slight variations in substrates and tiles, promoting a flat tile surface. *MapeLevel Easy Cap* edge-leveling caps can be applied easily and quickly. *MapeLevel EasyClick Cap* squeeze-button caps offer an even faster application, with a built-in scratch guard. Both types of caps are reusable and feature an open-view design that allows the installer to check for proper lippage control.

## FEATURES AND BENEFITS

- Fast application
- Reusable caps
- Caps with open-view design
- Caps can be easily separated from the spacer fragments for reuse.
- Spacer fragments are recyclable.

## WHERE TO USE

- For floor and wall installations of ceramic and stone tile ranging in thickness from 1/8" to 3/4" (3 to 21 mm)

## LIMITATIONS

- For gauged porcelain tile (GPT), do not use *MapeLevel Easy Spacer L-X* cross spacers or *MapeLevel Easy Spacer L-T* T spacers. Only use *MapeLevel Easy Spacer L-T* linear spacers with GPT.
- To avoid voids, do not move the spacers within the joints after placement.

## SYSTEM COMPONENTS

*MapeLevel Easy* System consists of two essential elements:

- The reusable, polypropylene and low-density polyethylene cap in two versions: *MapeLevel Easy Cap* edge-leveling caps (which can be used with *MapeLevel Easy Shield* scratch guards) and *MapeLevel EasyClick Cap* squeeze-button caps (which come with built-in scratch guards).
- The high-density polyethylene threaded spacer *MapeLevel Easy Spacer L*, available in five thicknesses for varying tile types and installation patterns. The spacers come in three versions:
  - *MapeLevel Easy Spacer L-I* (linear spacers for linear joints).
  - *MapeLevel Easy Spacer L-T* (T spacers for T joints).
  - *MapeLevel Easy Spacer L-X* (cross spacers for cross joints).

## PRODUCT INSTALLATION

- Follow all instructions for the setting material being used.
- Adhere to TCNA and ANSI standards regarding substrate tolerances of floor/wall flatness as well as ensuring uniform depth of mortar and EJ171 accommodations, which is critical and essential in providing sustainable large-format tile installations.
- All installations require proper surface preparation, layout and an adequate thickness/depth of bond coat in order to support the tile and lippage-control devices.
- Before installing *MapeLevel Easy* System, make sure it is suitable for the tile being installed. Make sure the tile surface and caps (if reused) are perfectly clean and free from tile mortar and any foreign material.
- For installations of soft marble/stone and if using the *MapeLevel Easy Cap*, MAPEI recommends the use of *MapeLevel Easy Shield* scratch guard.

### Placing the spacers

1. After the mortar has been spread, select the appropriate spacer types for the joints.
2. Place spacers under the tile edges as tiles are being installed.

### Applying the caps

- For *MapeLevel Easy Cap*: Place the cap onto the threaded spacer. Spin the cap downward into the spacer until the cap comes into contact with the tiles. Tighten as appropriate to obtain a lippage-free installation.
- For *MapeLevel EasyClick Cap*: Place the cap on the threaded spacer. Squeeze the cap's white side buttons and push it down into the threaded spacer until it comes into contact with the tiles. Release the buttons and twist to make minor adjustments to obtain a lippage-free installation.

### Removing the caps and spacers

1. Once the mortar has set, remove *MapeLevel Easy* System components: Tap the caps with a rubber mallet (or with your foot) in the direction of the joint. The spacers are designed to break off easily below the surface of the tile.
2. Remove the spacer fragments from the caps. For *MapeLevel Easy Cap*, twist the caps to remove the spacer fragments. For *MapeLevel EasyClick Cap*, squeeze the side buttons to release the spacer fragments.
3. Recycle the spacer fragments.
4. Clean the caps and remove any dried mortar.
5. Caps can be reused for future installations.

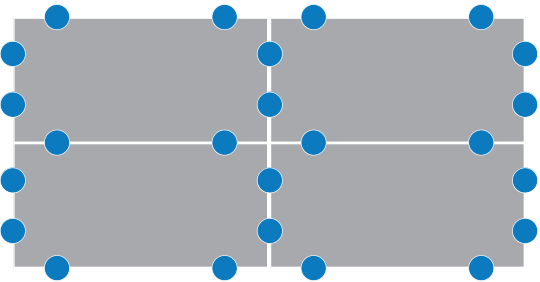
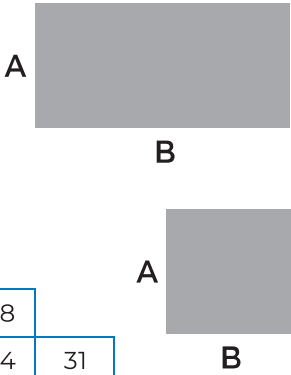


Approximate Coverage\*

Number of caps and spacers for an area of 100 sq. ft. (9.29 m<sup>2</sup>)

Linear spacers

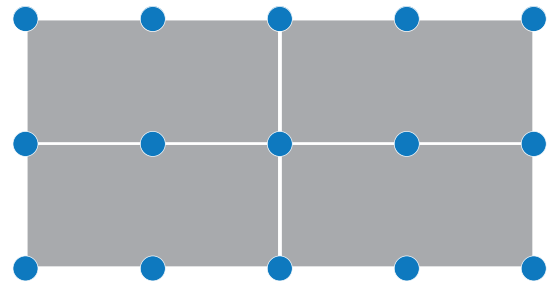
| Tile Dimensions<br>of Side A |            |            |             |             |             |             |             |             |             |              |              |              |              |              |                              |
|------------------------------|------------|------------|-------------|-------------|-------------|-------------|-------------|-------------|-------------|--------------|--------------|--------------|--------------|--------------|------------------------------|
| 4" (10 cm)                   | 1,980      |            |             |             |             |             |             |             |             |              |              |              |              |              |                              |
| 6" (15 cm)                   | 1,317      | 876        |             |             |             |             |             |             |             |              |              |              |              |              |                              |
| 12" (30 cm)                  | 660        | 438        | 431         |             |             |             |             |             |             |              |              |              |              |              |                              |
| 16" (40 cm)                  | 495        | 328        | 322         | 240         |             |             |             |             |             |              |              |              |              |              |                              |
| 18" (45 cm)                  | 440        | 292        | 285         | 213         | 189         |             |             |             |             |              |              |              |              |              |                              |
| 20" (50 cm)                  | 396        | 263        | 256         | 191         | 169         | 152         |             |             |             |              |              |              |              |              |                              |
| 24" (60 cm)                  | 330        | 219        | 212         | 158         | 141         | 126         | 105         |             |             |              |              |              |              |              |                              |
| 31" (80 cm)                  | 371        | 246        | 198         | 148         | 131         | 117         | 97          | 87          |             |              |              |              |              |              |                              |
| 35" (90 cm)                  | 330        | 219        | 176         | 131         | 116         | 104         | 86          | 77          | 68          |              |              |              |              |              |                              |
| 39" (100 cm)                 | 297        | 197        | 157         | 117         | 104         | 93          | 77          | 68          | 61          | 54           |              |              |              |              |                              |
| 47" (120 cm)                 | 330        | 219        | 157         | 117         | 104         | 93          | 77          | 66          | 59          | 52           | 49           |              |              |              |                              |
| 59" (150 cm)                 | 330        | 219        | 146         | 109         | 96          | 86          | 71          | 60          | 53          | 47           | 44           | 38           |              |              |                              |
| 71" (180 cm)                 | 330        | 219        | 139         | 103         | 91          | 82          | 68          | 56          | 49          | 44           | 40           | 34           | 31           |              |                              |
| 79" (200 cm)                 | 347        | 230        | 140         | 104         | 92          | 83          | 68          | 55          | 49          | 44           | 39           | 33           | 30           | 28           |                              |
|                              | 4" (10 cm) | 6" (15 cm) | 12" (30 cm) | 16" (40 cm) | 18" (45 cm) | 20" (50 cm) | 24" (60 cm) | 31" (80 cm) | 35" (90 cm) | 39" (100 cm) | 47" (120 cm) | 59" (150 cm) | 71" (180 cm) | 79" (200 cm) | Tile Dimensions<br>of Side B |



## Linear spacers used in combination with nonlinear spacers

| Tile Dimensions of Side A |            |            |             |             |             |             |             |             |             |              |              |              |              |              |                           |
|---------------------------|------------|------------|-------------|-------------|-------------|-------------|-------------|-------------|-------------|--------------|--------------|--------------|--------------|--------------|---------------------------|
| 4" (10 cm)                | 980        |            |             |             |             |             |             |             |             |              |              |              |              |              |                           |
| 6" (15 cm)                | 650        | 431        |             |             |             |             |             |             |             |              |              |              |              |              |                           |
| 12" (30 cm)               | 320        | 212        | 105         |             |             |             |             |             |             |              |              |              |              |              |                           |
| 16" (40 cm)               | 485        | 322        | 159         | 178         |             |             |             |             |             |              |              |              |              |              |                           |
| 18" (45 cm)               | 430        | 286        | 141         | 157         | 140         |             |             |             |             |              |              |              |              |              |                           |
| 20" (50 cm)               | 386        | 256        | 126         | 141         | 125         | 112         |             |             |             |              |              |              |              |              |                           |
| 24" (60 cm)               | 320        | 212        | 105         | 117         | 104         | 93          | 77          |             |             |              |              |              |              |              |                           |
| 31" (80 cm)               | 362        | 240        | 118         | 117         | 103         | 93          | 77          | 71          |             |              |              |              |              |              |                           |
| 35" (90 cm)               | 321        | 213        | 105         | 103         | 92          | 82          | 68          | 63          | 56          |              |              |              |              |              |                           |
| 39" (100 cm)              | 287        | 190        | 94          | 92          | 82          | 73          | 60          | 56          | 50          | 44           |              |              |              |              |                           |
| 47" (120 cm)              | 321        | 213        | 105         | 96          | 85          | 76          | 63          | 56          | 49          | 44           | 43           |              |              |              |                           |
| 59" (150 cm)              | 321        | 213        | 105         | 92          | 82          | 73          | 60          | 52          | 46          | 41           | 38           | 34           |              |              |                           |
| 71" (180 cm)              | 321        | 213        | 105         | 89          | 79          | 71          | 59          | 49          | 43          | 38           | 36           | 31           | 28           |              |                           |
| 79" (200 cm)              | 337        | 223        | 110         | 92          | 81          | 73          | 60          | 49          | 44          | 39           | 35           | 30           | 27           | 26           |                           |
|                           | 4" (10 cm) | 6" (15 cm) | 12" (30 cm) | 16" (40 cm) | 18" (45 cm) | 20" (50 cm) | 24" (60 cm) | 31" (80 cm) | 35" (90 cm) | 39" (100 cm) | 47" (120 cm) | 59" (150 cm) | 71" (180 cm) | 79" (200 cm) | Tile Dimensions of Side B |



B





A

\* Coverage is approximate and may vary according to tile installation layout and tile flatness.

## Packaging

| Product  |   | Width / Color | Packaging                        |
|--|---|---------------|----------------------------------|
| MapeLevel Easy Cap<br>edge-leveling caps   |  |               | Box: 16 bags,<br>50 caps per bag |
| MapeLevel EasyClick<br>Cap squeeze-button<br>caps (with built-in<br>scratch guard) |  |               | Box: 10 bags,<br>50 caps per bag |

|   |  |                         |   |
|---|--|-------------------------|---|
| <b>MapeLevel Easy Shield</b>                      |   |                         | Box: 35 bags,<br>50 shields per bag     |
| <b>MapeLevel Easy Spacer L-I (linear spacers)</b> |  | 1/32" (1 mm),<br>green  | Box: 25 bags,<br>100 spacers per<br>bag |
|   |  | 1/16" (1.5 mm),<br>gray |   |
|   |  | 3/32" (2 mm),<br>black  |   |
|   |  | 1/8" (3 mm),<br>white   |   |
|   |  | 3/16" (5 mm),<br>red    |   |
| <b>MapeLevel Easy Spacer L-T (T spacers)</b>      |  | 1/32" (1 mm),<br>green  | Box: 25 bags,<br>100 spacers per<br>bag |
|   |  | 1/16" (1.5 mm),<br>gray |   |
|   |  | 3/32" (2 mm),<br>black  |   |
|   |  | 1/8" (3 mm),<br>white   |   |
|   |  | 3/16" (5 mm),<br>red    |   |
| <b>MapeLevel Easy Spacer L-X (cross spacers)</b>  |  | 1/32" (1 mm),<br>green  | Box: 25 bags,<br>100 spacers per<br>bag |
|   |  | 1/16" (1.5 mm),<br>gray |   |
|   |  | 3/32" (2 mm),<br>black  |   |
|   |  | 1/8" (3 mm),<br>white   |   |
|   |  | 3/16" (5 mm),<br>red    |   |

Note: A grout joint width of 1/32" (1 mm) is not approved by ANSI. MAPEI does not endorse the 1/32" (1 mm) spacer, nor does MAPEI recommend any of its grout products in joints of this width, but offers this spacer size for the convenience of its customers. Customers and contractors using this size of tile spacer do so at their own risk. For installations using this size of tile spacer, MAPEI disclaims any and all warranties of any kind express or implied, including, but not limited to, the implied warranties of merchantability and fitness for a particular purpose.

## ADDITIONAL INFORMATION

For information on MAPEI's commitment to sustainability and transparency, as well as how MAPEI products may contribute to green building standards and certification systems, contact [sustainability\\_USA@mapei.com](mailto:sustainability_USA@mapei.com) (USA) or [sustainability-durabilite@mapei.com](mailto:sustainability-durabilite@mapei.com) (Canada).

## WARNING

The test results shown in the TECHNICAL DATA table were obtained in compliance with test methods and curing cycles, if applicable, defined in the industry standards referenced on the Technical Data Sheet. Please note that the use of test procedures or methods other than those indicated in the table could lead to different values and that, in such cases, any liability of our company is excluded.

### LEGAL NOTICE

The contents of this Technical Data Sheet ("TDS") may be copied into another project-related document, but the resulting document shall not supplement nor replace requirements per the TDS in effect at the time of the MAPEI product installation. For the most up-to-date TDS and warranty information, please visit our website at [www.mapei.com](http://www.mapei.com). **ANY ALTERATIONS TO THE WORDING OR REQUIREMENTS CONTAINED IN OR DERIVED FROM THIS TDS SHALL VOID ALL RELATED MAPEI WARRANTIES.**

Before using, the user must determine the suitability of our products for the intended use, and the user alone assumes all risks and liability. **ANY CLAIM SHALL BE DEEMED WAIVED UNLESS MADE IN WRITING TO US WITHIN FIFTEEN (15) DAYS FROM DATE IT WAS, OR REASONABLY SHOULD HAVE BEEN, DISCOVERED.**

## CONTACT INFORMATION

### MAPEI Headquarters of North America

1144 East Newport Center Drive  
Deerfield Beach, Florida 33442  
1-888-US-MAPEI (1-888-876-2734) / (954) 246-8888

### Technical Services

U.S. and Puerto Rico:

Flooring: 1-800-992-6273

Concrete and heavy construction: 1-888-365-0614

Canada:

1-800-361-9309

### Customer Service

1-800-42-MAPEI (1-800-426-2734)

Edition Date: August 9, 2024 MK 00192 (24-2324)

For the most current product data and BEST-BACKED<sup>SM</sup> warranty information,  
visit [www.mapei.com](http://www.mapei.com).  
All Rights Reserved. © 2024 MAPEI Corporation.

