































# GRABO® Comparison Chart

			
<b>GRABO Classic</b>	<b>GRABO Pro</b>	<b>Ottovac</b>	<b>GRABO Highflow</b>
LIFTS UP TO <b>375 LBS</b> (170 KG)	LIFTS UP TO <b>375 LBS</b> (170 KG)	LIFTS UP TO <b>330 LBS</b> (150 KG)	LIFTS UP TO <b>242 LBS</b> (110 KG)
 <b>14.8 V</b> BATTERY	 <b>14.8 V</b> BATTERY	 <b>7.4 V or AA 1.5 V (x4)</b> BATTERY	 <b>14.8 V</b> BATTERY
 <b>16 W</b> RATED POWER	 <b>16 W</b> RATED POWER	 <b>6 W</b> RATED POWER	 <b>16 W</b> RATED POWER
 <b>20 L/MIN</b> RATED AIR FLOW	 <b>20 L/MIN</b> RATED AIR FLOW	 <b>4 L/MIN</b> RATED AIR FLOW	 <b>1500 L/MIN</b> RATED AIR FLOW
 <b>100-240 VAC 50/60 Hz</b> CHARGER INPUT VOLTAGE	 <b>100-240 VAC 50/60 Hz</b> CHARGER INPUT VOLTAGE	 <b>5V/2A</b> CHARGER INPUT VOLTAGE	 <b>5V/2A</b> CHARGER INPUT VOLTAGE
 <b>~2 HOURS</b> CHARGER TIME	 <b>~2 HOURS</b> CHARGER TIME	 <b>~2 HOURS</b> CHARGER TIME	 <b>~1.5 HOURS</b> CHARGER TIME
 <b>90 MIN</b> BATTERY LIFE	 <b>90 MIN</b> BATTERY LIFE	 <b>180 MIN</b> BATTERY LIFE	 <b>25 MIN</b> BATTERY LIFE

 <b>RUNNING CYCLES</b>	 <b>RUNNING CYCLES</b>	 <b>RUNNING CYCLES</b>	 <b>RUNNING CYCLES</b>
 <b>30 DAYS</b> <b>STANDBY MODE</b>	 <b>30 DAYS</b> <b>STANDBY MODE</b>	 <b>30 DAYS</b> <b>STANDBY MODE</b>	 <b>30 DAYS</b> <b>STANDBY MODE</b>
	<b>AUTO OFF</b>	<b>AUTO OFF</b>	
<b>100,000+</b> <b>ON-OFF CYCLES</b>	<b>100,000+</b> <b>ON-OFF CYCLES</b>	<b>10,000+</b> <b>ON-OFF CYCLES</b>	
<b>MAX. VACUUM</b> <b>0.8 BAR</b> <small>(80 kPa)</small>	<b>MAX. VACUUM</b> <b>0.8 BAR</b> <small>(80 kPa)</small>	<b>MAX. VACUUM</b> <b>-0.6 BAR</b> <small>(-70 kPa)</small>	<b>MAX. VACUUM</b> <b>0.2 BAR</b> <small>(-20 kPa)</small>
<b>11.67"</b> <b>LENGTH</b>	<b>11.77"</b> <b>LENGTH</b>	<b>8"</b> <b>LENGTH</b>	<b>10.94"</b> <b>LENGTH</b>
<b>7.12"</b> <b>WIDTH</b>	<b>7.12"</b> <b>WIDTH</b>	<b>8"</b> <b>WIDTH</b>	<b>6.38"</b> <b>WIDTH</b>
<b>4.76"</b> <b>HEIGHT</b>	<b>4.76"</b> <b>HEIGHT</b>	<b>3.5"</b> <b>HEIGHT</b>	<b>4.72'</b> <b>HEIGHT</b>
 <b>3.3 LBS (1.6 KG)</b> <b>NET WEIGHT</b>	 <b>3.2 LBS (1.5 KG)</b> <b>NET WEIGHT</b>	 <b>2.6 LBS (1.2 KG)</b> <b>NET WEIGHT</b>	 <b>5.5 LBS (2.5 KG)</b> <b>NET WEIGHT</b>
 <b>32~140°F</b> <small>(0~60°C)</small> <b>WORKING TEMPERATURE</b>	 <b>32~140°F</b> <small>(0~60°C)</small> <b>WORKING TEMPERATURE</b>	 <b>32~140°F</b> <small>(0~60°C)</small> <b>WORKING TEMPERATURE</b>	 <b>32~140°F</b> <small>(0~60°C)</small> <b>WORKING TEMPERATURE</b>
 <b>1 or 2 Foam Seal</b> <small>(BASED ON KIT)</small>	 <b>1 Foam Seal</b>		 <b>2 Seal</b> <b>300 MM FOAM SEALS</b>

 <b>MECHANICAL</b> GAUGE	 <b>DIGITAL</b> GAUGE	 <b>MECHANICAL</b> GAUGE	 <b>DIGITAL</b> GAUGE
<b>1 or 2 BATTERIES</b> (BASED ON KIT)	<b>1</b> BATTERY	<b>1</b> BATTERY	<b>2</b> BATTERIES
 <b>MULTI-SOCKET</b> CHARGER	 <b>MULTI-SOCKET</b> CHARGER	 <b>USB-C</b> NOT INCLUDED	 <b>21 V</b> CHARGER
 <b>CANVAS BAG</b>	 <b>CANVAS / HARDSHELL</b> (BASED ON KIT)	 <b>HARDCASE</b>	 <b>CANVAS CASE</b>





## Become a GRABO Insider

Want the latest news on new GRABO electric lifter technology? Get access to priority updates and other exciting bonuses now.

Subscribe

# GRABO®

[GRABO Headquarters](#)

**Eastern Commerce Center**  
6000 S Eastern Ave  
Suite 9E