

CC1200XL Portable Walk Behind Saws

**NEW
VERSION**



Gasoline



Propane
Option

14" & 18" Blade Capacity

Push Drive


Features & Benefits

- Heavy duty design, but light weight for easy lifting
- Cyclone air filter (Honda models)
- Easy to read built-in depth indicator
- Slip-on blade guard
- Heavy duty handles do not rattle like competitor handles
- Left or right hand sawing
- Single ribbed belt
- Water tank and lifting bale (tank optional - for dust suppression)

CC1211HXL-18
with GX390 Honda
Shown with Optional
Water Tank



Blade not included




Larger area between
lift tank bracket and
saw for more
clearance for
servicing and
refueling


NEW & IMPROVED XL VERSION



Improved depth indicator made stronger to prevent damage and larger better visibility.



Updated tubular front axle assembly for increased durability.



Revised tensioning system to the motor gives direct tension to the belts for better distribution of power providing more horsepower.

CC1200XL WALK BEHIND SAWS - 14"

Saw Model #	Engine Make	Engine/Motor Power	Part #	Cat #
CC1208HXL-14	Honda	8.5 HP, 14.1 Torque (lbs.-ft.)	5801092	32360
CC1211HXL-14	Honda	11.7 HP, 19.5 Torque (lbs.-ft.)	5801093	32363
CC1213BXL-14	Briggs	420cc, 21 Torque (lbs.-ft.)	5801094	32365

Horsepower and Torque as rated by the engine manufacturer.
See 2015 Master Catalog for more information.

CC1200XL WALK BEHIND SAWS - 18"

Saw Model #	Engine Make	Engine/Motor Power	Part #	Cat #
CC1208HXL-18	Honda	8.5 HP, 14.1 Torque (lbs.-ft.)	5801095	32424
CC1209LXL-18	Lifan	9 HP	5801096	32438
CC1211HXL-18	Honda	11.7 HP, 19.5 Torque (lbs.-ft.)	5801097	32453
CC1213BXL-18	Briggs	420cc, 21 Torque (lbs.-ft.)	5801098	32454
CC1215LXL-18	Lifan	15 HP	5801099	32482

Diamond Products Limited
333 Prospect St. Elyria, OH 44035
800-321-5336 · www.diamondproducts.com

