



















Profile Finishes & Colors



Finishes - Aluminum


	AE Satin anodized aluminum		ACB/ACG* Bright or polished chrome anodized aluminum		ACGB Brushed chrome anodized aluminum
	AT Satin nickel anodized aluminum		ATG Polished nickel anodized aluminum		ATGB Brushed nickel anodized aluminum
	AK Satin copper anodized aluminum		AKG Polished copper anodized aluminum		AKGB Brushed copper anodized aluminum
	AM Satin brass anodized aluminum		AMB/AMG* Bright or polished brass anodized aluminum		AMGB Brushed brass anodized aluminum
	AGR Graphite anodized aluminum		AGSG Bright black anodized aluminum		AGRB Brushed graphite anodized aluminum
			AGSB Brushed black anodized aluminum		ABGB Brushed antique bronze anodized aluminum

Finishes - Stainless steel and brass

	E Stainless steel		EB Brushed stainless steel		MC Chrome-plated solid brass
	ES1 Stainless steel square check		ES2 Stainless steel leather texture		M Solid brass
Colors - Textured color-coated aluminum Schluter®-TRENDLINE					
	MBW Matte white		TSC Cream		TSG Pewter
	TSI Ivory		TSB Beige		TSLA Light anthracite
	TSBG Greige		TSR Rustic brown		TSDA Dark anthracite
	TSSG Stone grey		TSOB Bronze		MGS Matte black


Sample images provided may not reflect the exact look of the finished profile. Despite every effort made to ensure the accuracy of colors and finishes; some colors (particularly metallic finishes), may vary slightly. Please contact our Customer Support team to obtain a sample for an exact finish match. **USA:** 800 472-4588 **Canada:** 800 667-8746

Colors - Color-coated aluminum



BW

Bright White
RAL 9003



W

White
RAL 9010



SP

Sand Pebble
RAL N/A



BH

Bahama
RAL N/A




HB

Light Beige
RAL 1019



RB

Red Brown
RAL 8003



QG

Quartz Grey
RAL 7039



VG

Traffic Grey
RAL 7043



SB

Black Brown
RAL 8019



HG

Light Grey
RAL 7035




PG

Classic Grey
RAL N/A




GM

Metallic Grey
RAL 9006



G


Grey
RAL 7030



GS


Black
RAL 9011

Colors - PVC



BW

Bright White
RAL 9003




W

White
RAL 9010



SP

Sand Pebble
RAL N/A



BH

Bahama
RAL N/A



HB

Light Beige
RAL 1019



C

Cream
RAL N/A



SG

Stone Grey
RAL N/A



FG

Grout Grey
RAL N/A



DA

Dark Anthracite
RAL N/A



HG

Light Grey
RAL 7035




PG

Classic Grey
RAL N/A



G

Grey
RAL 7030



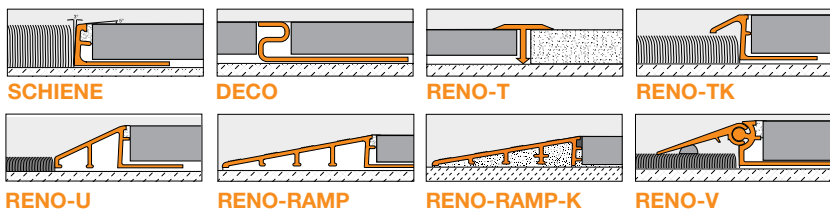
GS

Black
RAL 9011

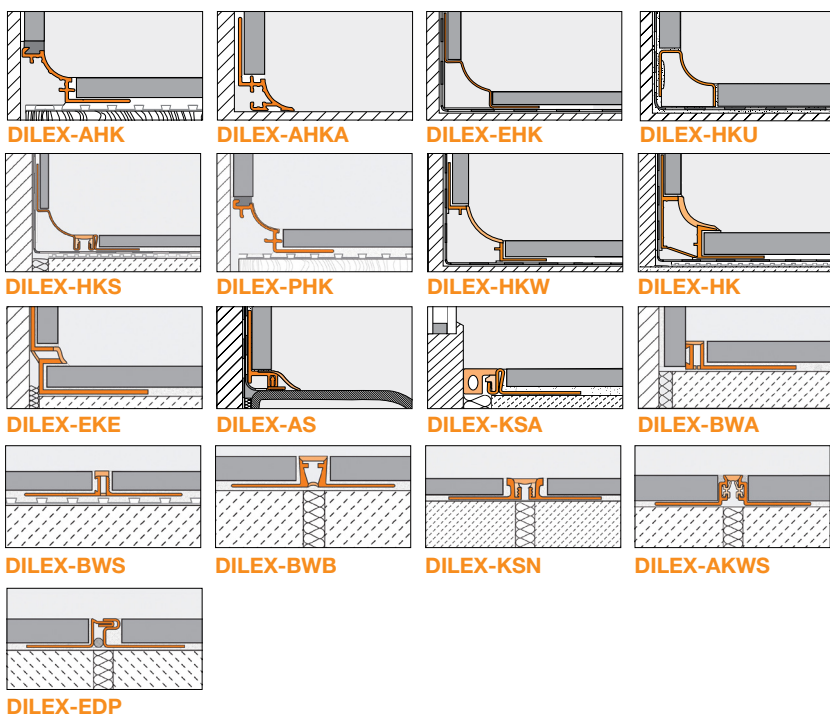
Schluter®-Profiles



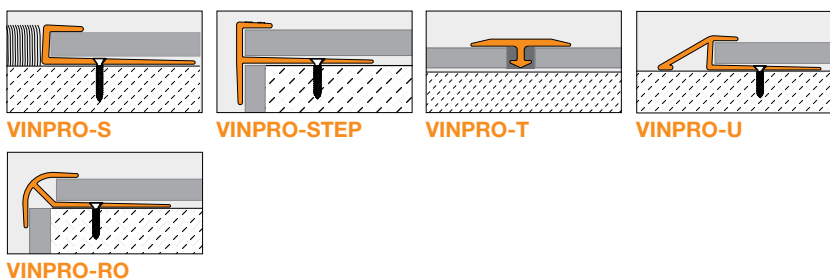
Edge-protection and transition profiles for floors



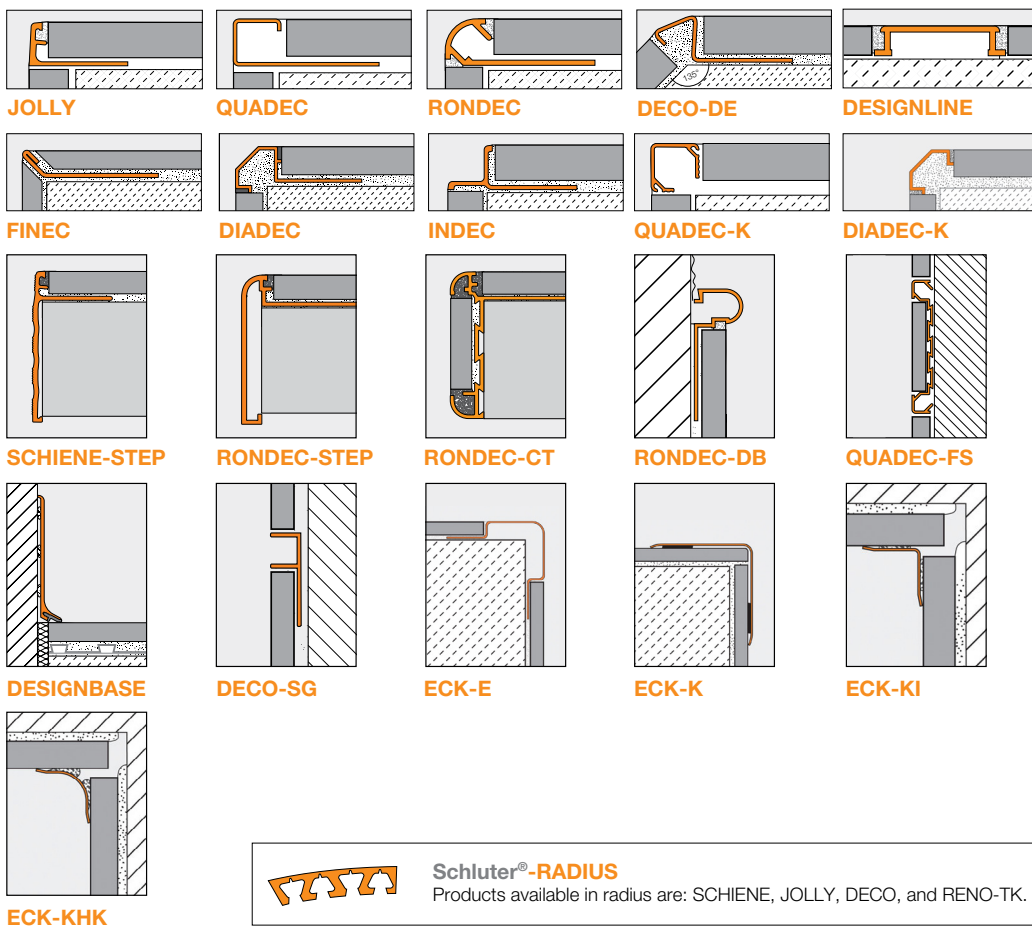
Movement joint and cove-shaped profiles



Profiles for resilient floor and wall coverings



Finishing and edge-protection for walls and countertops



Schluter®-RADIUS
Products available in radius are: SCHIENE, JOLLY, DECO, and RENO-TK.

Stair-nosing profiles

